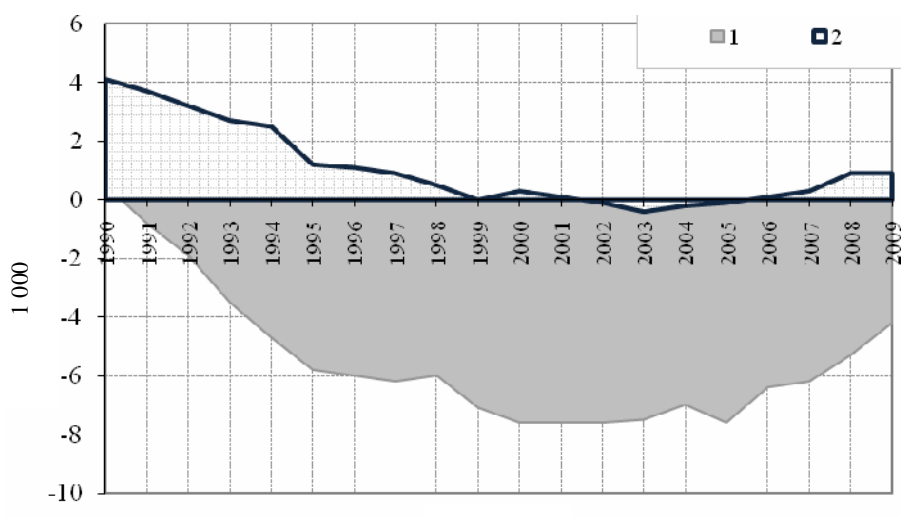


1. (1) (2) [4, 5].

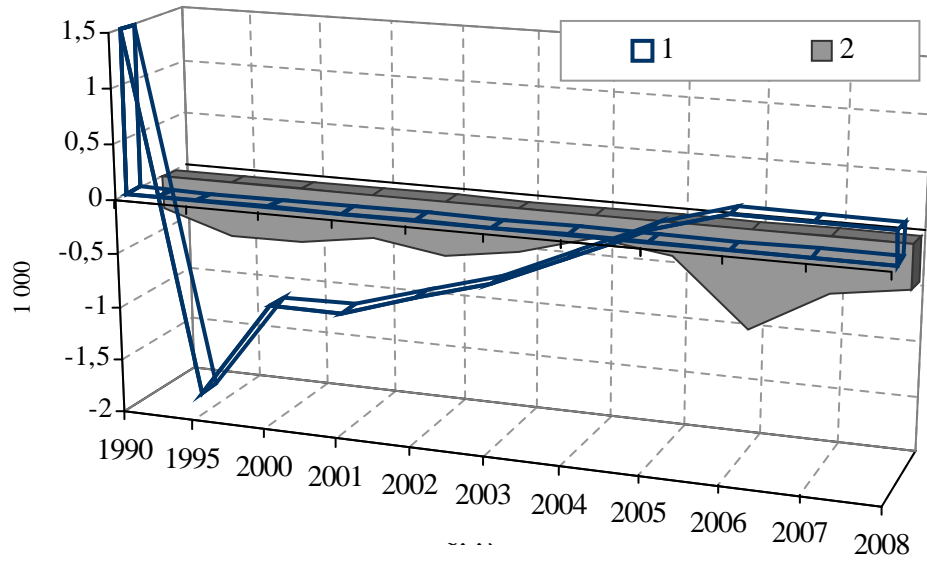
2005 ..

1959 ..

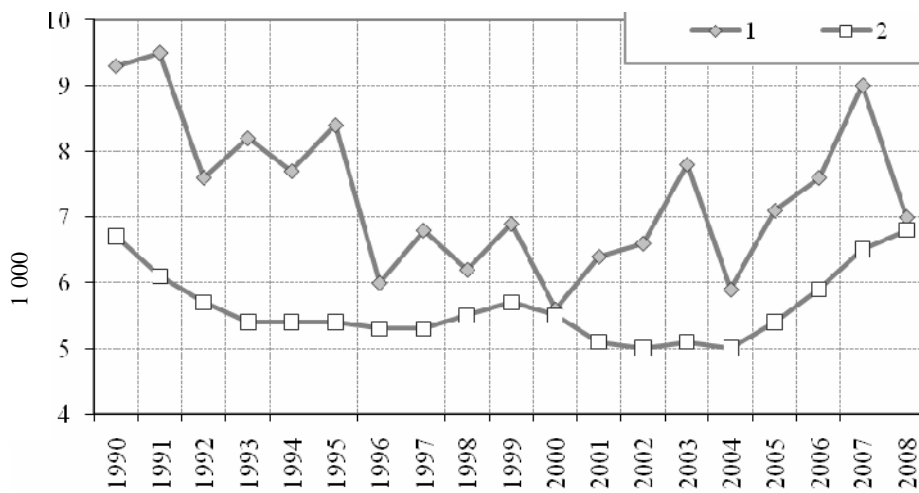


2. (1) (2) [4, 5].

(.3); (.4)



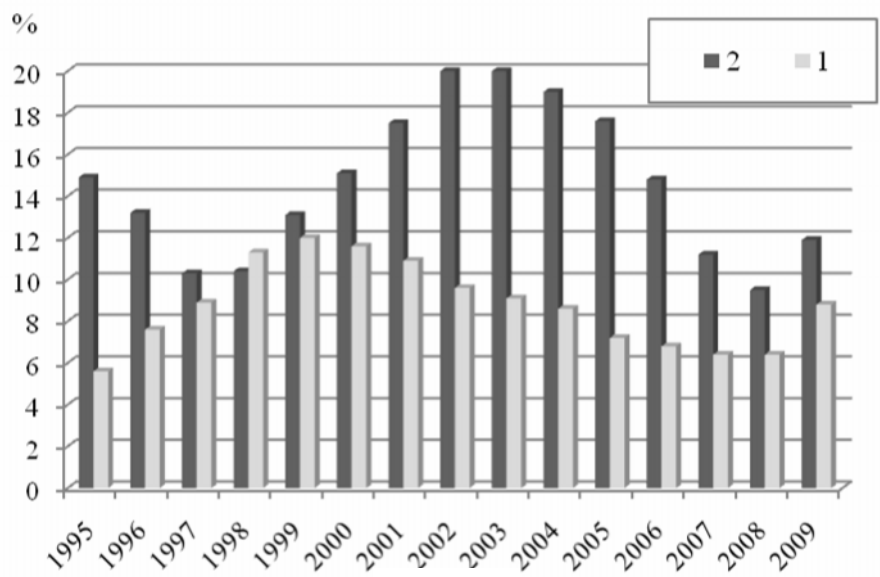
.3. (1) (2).



.4. (1) (2).

2010 . 4,6 % 20 %
 (10 %) 19-
 -13- (8,5 %). 27

(. 5).
 ()



.5. (1) (2) [4, 5].

1. //
 , 2010. -
 34. : . . . 66–80.
2. - 2009 . [] .
 : <http://www.ukrstat.gov.ua>.
3. *Unolt J.* Ekonomiczne problemy rynku pracy / J. Unolt. Warszawa : Wyd-wo Interat, 1996. S. 109–110.
4. <http://www.stat.gov.pl>
5. <http://www.ukrstat.gov.ua>

QUO VADIS, UKRAINE?

. Labinska

*Ivan Franko National University of Lviv,
 . Doroshenko St., 41, UA – 79000 Lviv, Ukraine*

In the article analyzes the social development of Ukraine during the period of state sovereignty as compared with Poland on the basis of the dynamics of main macroeconomic indicators: GDP / person, natural population growth, inflation and unemployment. Found out the specifics of current demographic reproduction in both countries. Outlined common and different tendencies in the labor market in Ukraine and Poland.

Key words: human development, employment of population, employment, migration mobility.

QUO VADIS, ?

.

. , 41, , 79000,

03.04.2011
 19.04.2011