

631.452:332.6

“ . . . , 4, 61024, . . . , ”,
“ . . . ”.
“ . . . ”
“ . . . ” [1, 2],
() ,
(-
,
,
() “ ”,
” [3], 2 000 ,
0–25 .
“ ”.
[4], :
1) ; 2) ;
; 3) ; 4) -

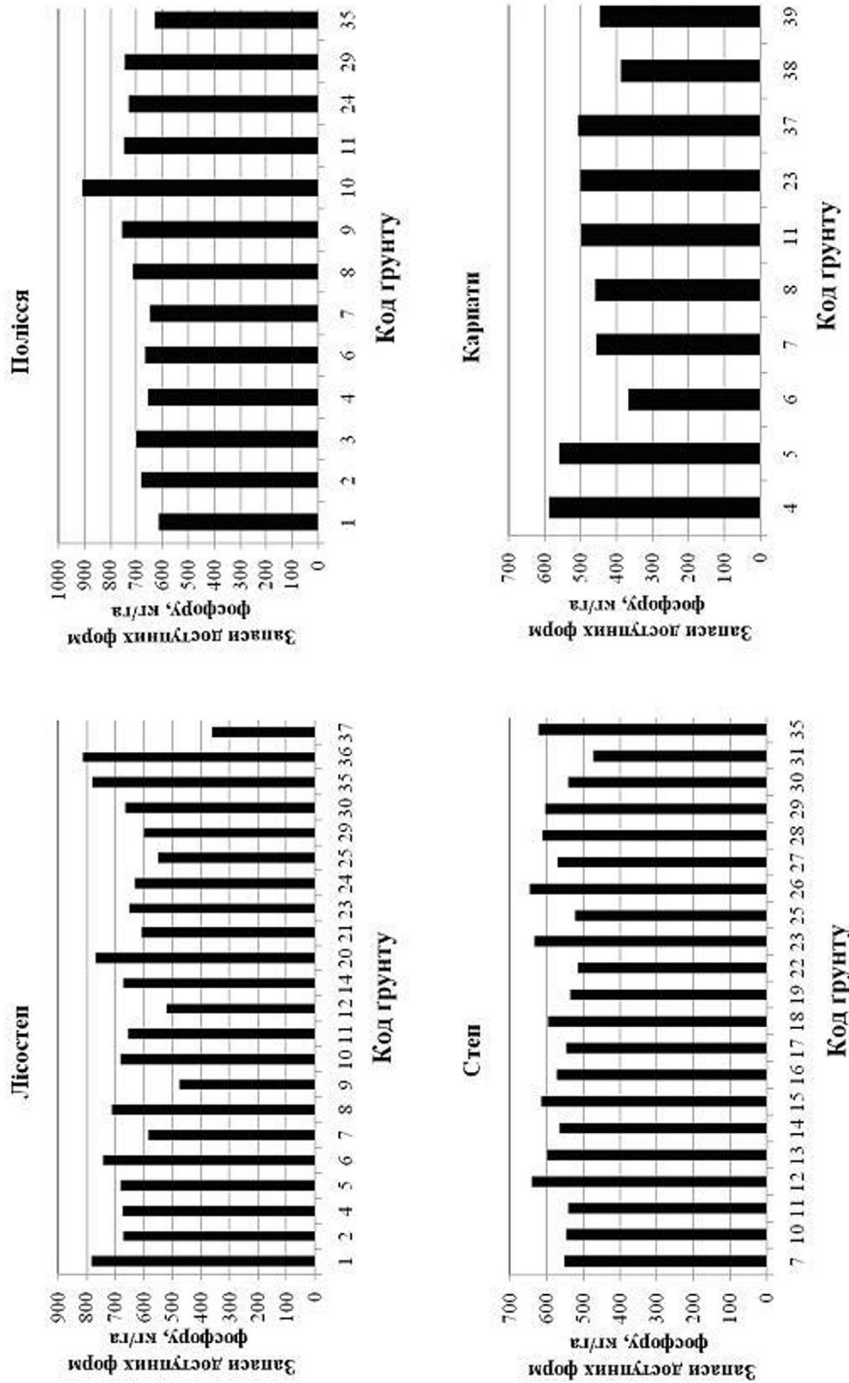
1,5 . 1 5 . 250–300 . 1
 (1: 1 500 000)

| | |
|-----|-----------|
| | |
| 1 | 2 |
| 1 | - - - |
| 2 | - - |
| 3 | - () - |
| 4 | - - () - |
| 5 | - - () |
| 6 | - () |
| 7 | - () |
| 8 | () |
| 9 | - () |
| 10 | () |
| 11 | () |
| 12 | () |
| 13 | - () |
| 13 | - () |
| 14 | () |
| 15 | () |
| 15 | - () |
| 16 | |
| 16 | - () |
| 17 | () |
| 17 | - () |
| 18 | |
| 18a | |
| 19 | () |

| 1 | 2 |
|----|-------|
| 20 | (,) |
| 21 | |
| 22 | |
| 23 | - |
| 24 | - |
| 25 | - |
| 26 | - |
| 27 | - |
| 28 | |
| 29 | |
| 30 | |
| 31 | - , - |
| 32 | - |
| 33 | |
| 34 | - |
| 35 | , - |
| 35 | - , |
| 36 | |
| 37 | - |
| 38 | - - |
| 39 | - - |
| 40 | - |


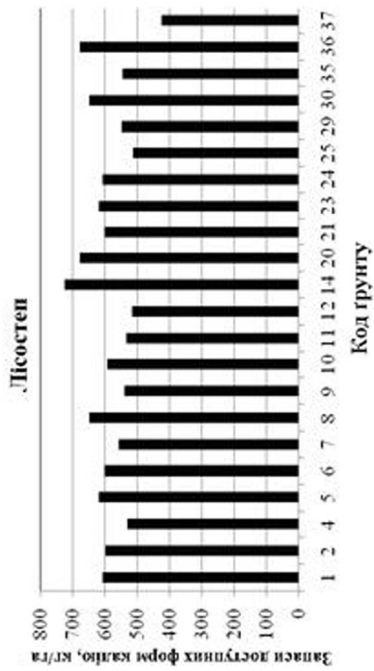
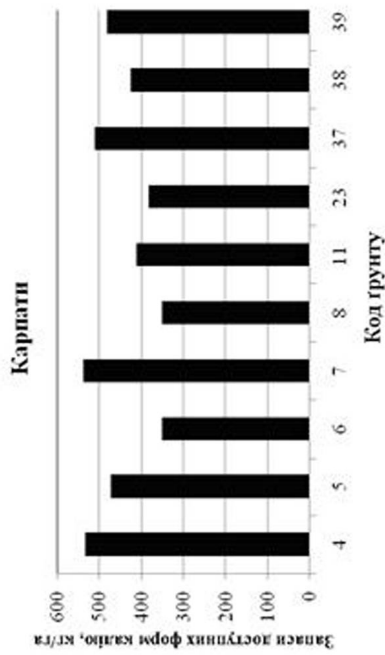
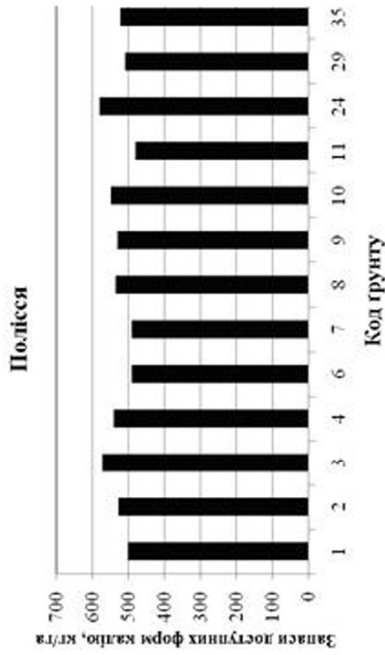
1 328 / , - 197 / (. .1).

558-727 / ,



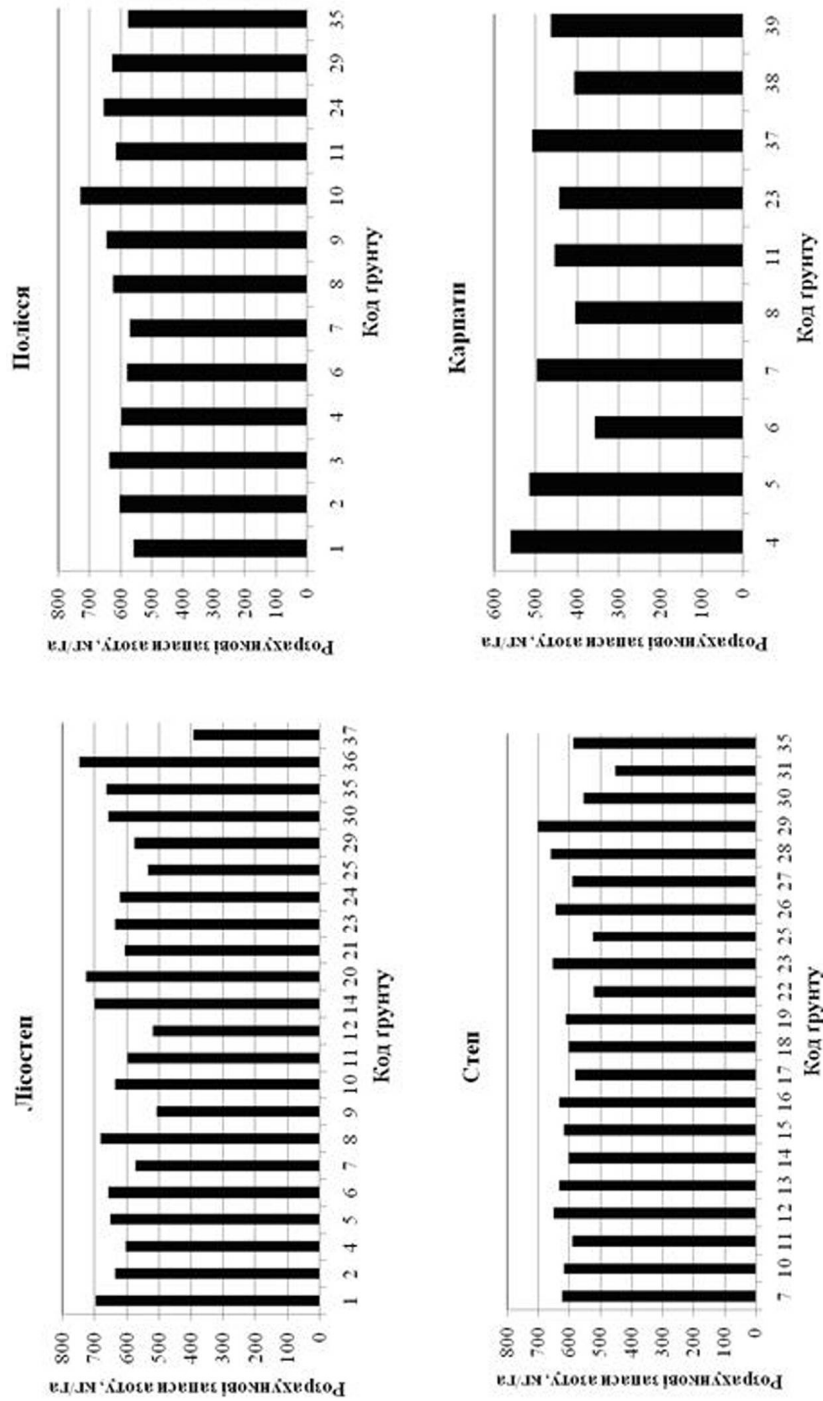
, / .

.1.



, / .

.2.



.3.

, / .

394–745 / .
 - , , -
 , : - -
 , - .
 ,
 (560 /) - 360 / .
 .2
 243–1233 / ,
 - 615–906 / .
 362–813 393–659 / .
 .3. 220–1280 / .
 , , -
 ,
 (359 /) (400 /), ,
 - , -
 558–727 / ,
 - , -
 394–745 / .
 - -
 452–714 / .
 , - - -
 -
 (I-IV). ,
 - 661 3 312. 7 %
 1 500 2 000 ((<1 500), I; 56 %
 II), 22 % - 2 000–2 500 (III)
 1 % >2 500 (IV).
 , (, ,).
 , ,
 , - ,
 .

VALUATION OF SOIL NUTRIENTS COST IN UKRAINE**Iryna Plisko***The National Science Center**“Institute for Soil Science and Agricultural Chemistry named after O. N. Sokolovsky”,
Chaikovskiy Str., 4, UA – 61024, Kharkiv, Ukraine*

The calculation of the cost of major nutrients available forms in soils of Ukraine using the I. Karmanov technique is performed. For calculations a sampling from the extensive database of soil, climate and map information in laboratory of soil geokophysics of NSC “ISSAR named after O. N. Sokolovsky” is used. Evaluation by class value of major soil nutrients of Ukraine is done.

Key words: evaluation, cost, nutrients, database.