

39:911.3 (=161.2:1-87)

... , 41, 79007, ... ,  
e-mail: andriyzybyk88@gmail.com

ArcMap.  
( )

100

,  
 ( , , ) . -  
 [8], [15], [16]. [9], [13], -  
 , , -  
 , -  
 1989 . 90-  
 .  
 2009 .  
 ;  
 ;  
 [3, . 171–174].  
 , : , ,  
 , 1 209 085 961 113 (2011) (2010),  
 ). (30,2 %  
 ,  
 , , ,  
 , 30-  
 , , -  
 : 1)  
 ; 2) ; 3)  
 4) ; 5)  
 , [10, . 157].  
 1917 . 135 000–180 000 460 000–  
 700 000 , -  
 60 000–70 000 15 000–95 000 , -  
 35 000–43 000 , : 1945–1991 -  
 - 800 000–120 000 [1, 8, 13, 15, 16].

1945 .  
 -  
 -  
 -  
 ( . , . 1).

. [17]

## Ukrainian settling in Canada in early XXI century population censuses

	2001		2006		2011	
	285725	26,7	332180	27,4	345410	27,6
	178885	16,7	197265	16,3	203585	16,3
	24030	2,2	31955	2,6	32245	2,6
	157660	14,7	167175	13,8	174995	14
	6300	0,61	7500	0,6	8520	0,7
	135	0,01	290	0,05	160	0,01
-	1970	0,2	1970	0,2	3035	0,2
	585	0,05	945	0,08	885	0,07
	290925	27,2	336355	27,8	342005	27,3
	320	0,03	780	0,06	855	0,06
-	1270	0,1	1445	0,1	1250	0,1
	121740	11,4	129265	10,7	136415	10,9
	1520	0,1	1620	0,1	1810	0,16
	1 071 060	100	1 209 085	100	1 251 170	100

2011 . 3,74 %.

1981–1991 .  
 . 1981 .  
 . 1981 . 70,1 %  
 , 29,9 % – . 2011 .  
 , 22,1 % 77,9 % . 1981 . ,  
 , , ,

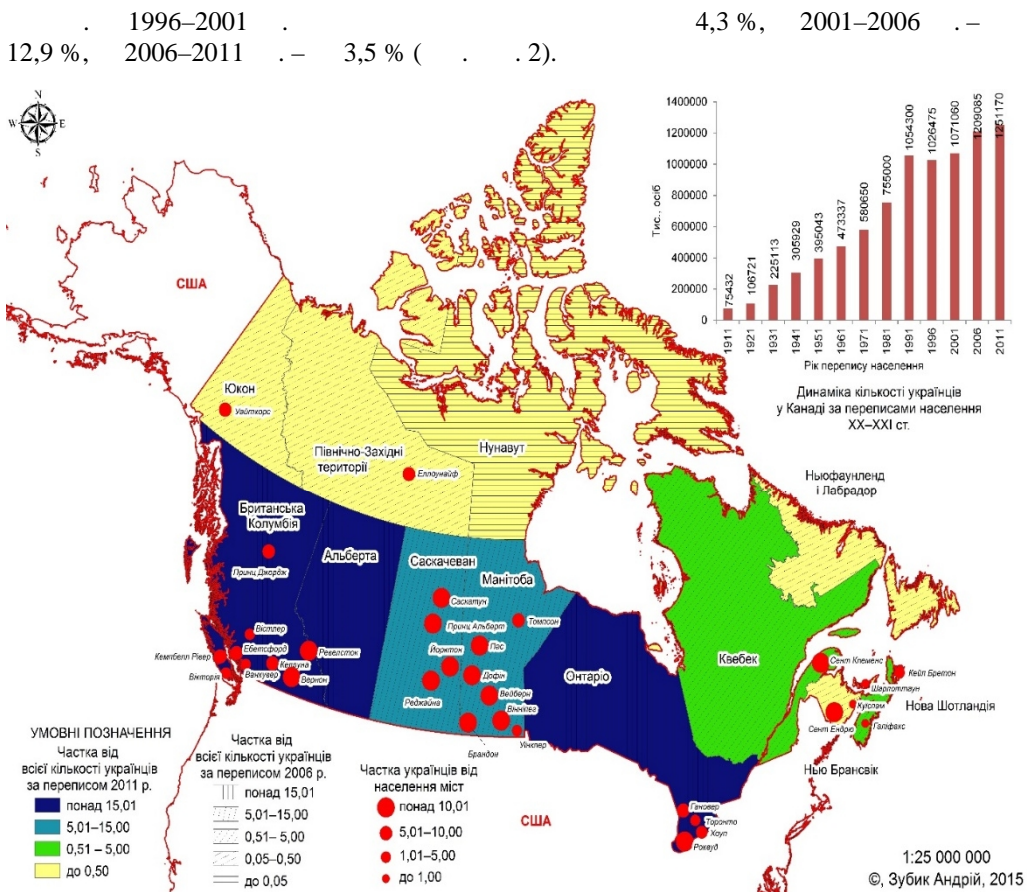
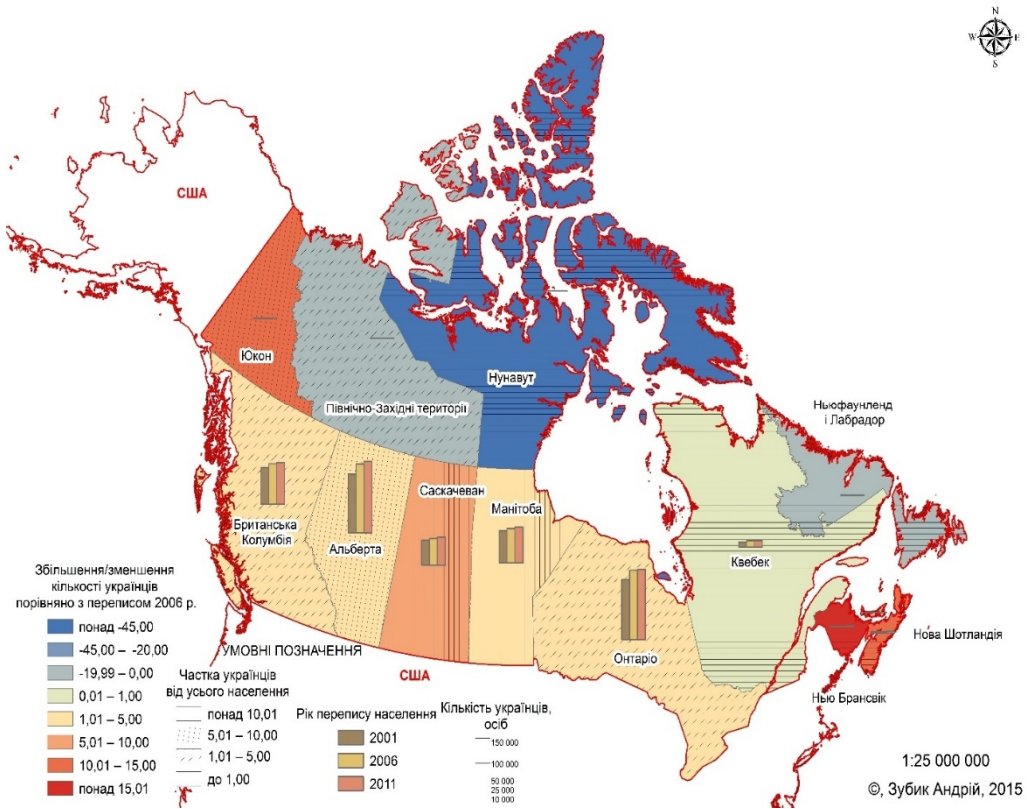


Fig. 1. Resettlement of Ukrainians in Canadian provinces according to the Censuses of early XXI century

(1,45 %) , (5,1 %), (2,85 %), (7,96 %), (1,94 %), -  
 - (1,33 %).  
 - 54,9 %  
 (2,6 %), (16,3 %), (14 %), (10,9 %) -  
 [17].  
 : ) -  
 ; )  
 [7, . 18].



. 2.

2006 2011 .,  
[17]

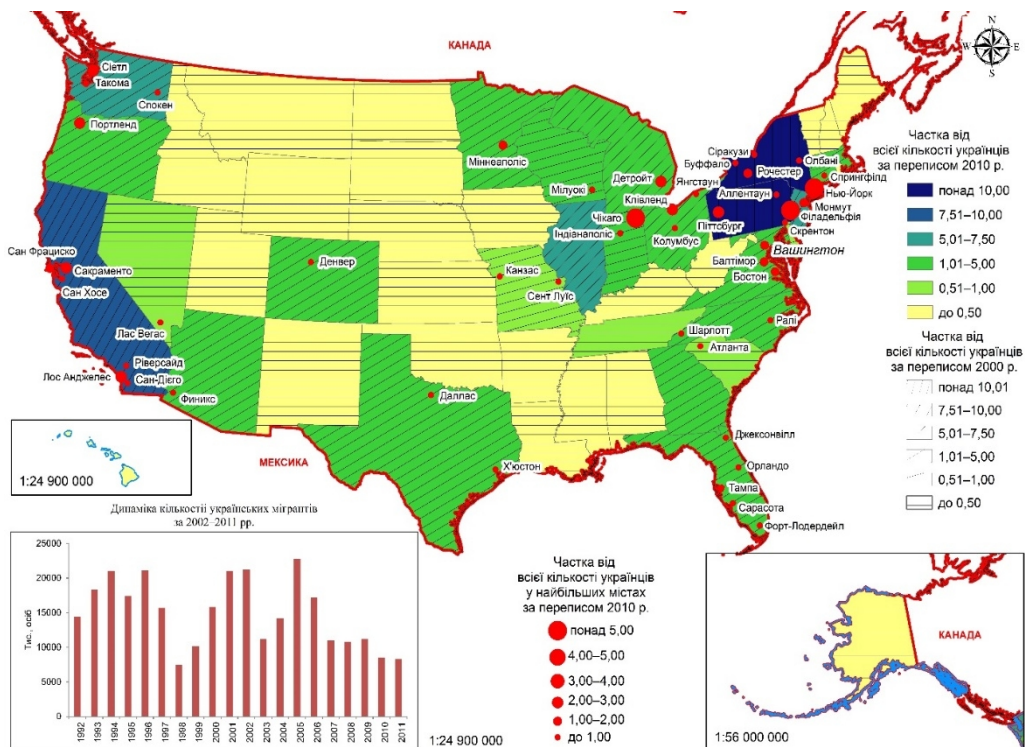
Fig. 2. The relative change in the number of the Ukrainian population according to the 2006 and 2011 Censuses, the share of the Ukrainian population in the context of all provinces

[5, . 171].

100 . 2001 .,  
157 385 , 14,7 %  
(11,9 %) – (16,8 %), (16,7 %), (21,3 %),  
(7,6 %). (16,1 %), -







. 5.

. [14].

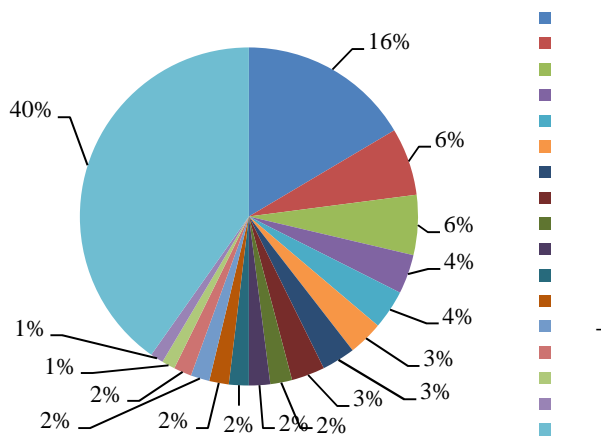
Fig. 5. Resettlement of Ukrainians in the USA according to the Censuses of early XXI century

2010 . ( ' , 2000 . – ' ), ( - , 2000 . – ) ( , 2000 . – ) . 1990 . , 83,1 % , 1990–2000 . 89,2 % , 2000 . 59,8 % ( . . 6) [14].

: 1) ; 2) ; 3)

[13, . 62].





. 6.

Fig. 6. Settlement of Ukrainians in the largest cities of the USA according to the results of the 2000 census

2000 .

2000 2010 . 14,64, 14,54 15,34 % 2008 .. ,

2008–2010 . ,

[13,18].

– 28,3 %.

( . . 7).

2010 . 29,7 % 2010 ..

– 51,5 %.

– 50,12 %,

– 54,95 %.

1952 .. 0,4 % 1988–2010 .. 13,2 % – 1953–1987, 6,3 – 1946–

1946 . – 41 : -

– 41,6 .

2010 ..

50–59 40–49 – 15,61 13,61 %,

[14].

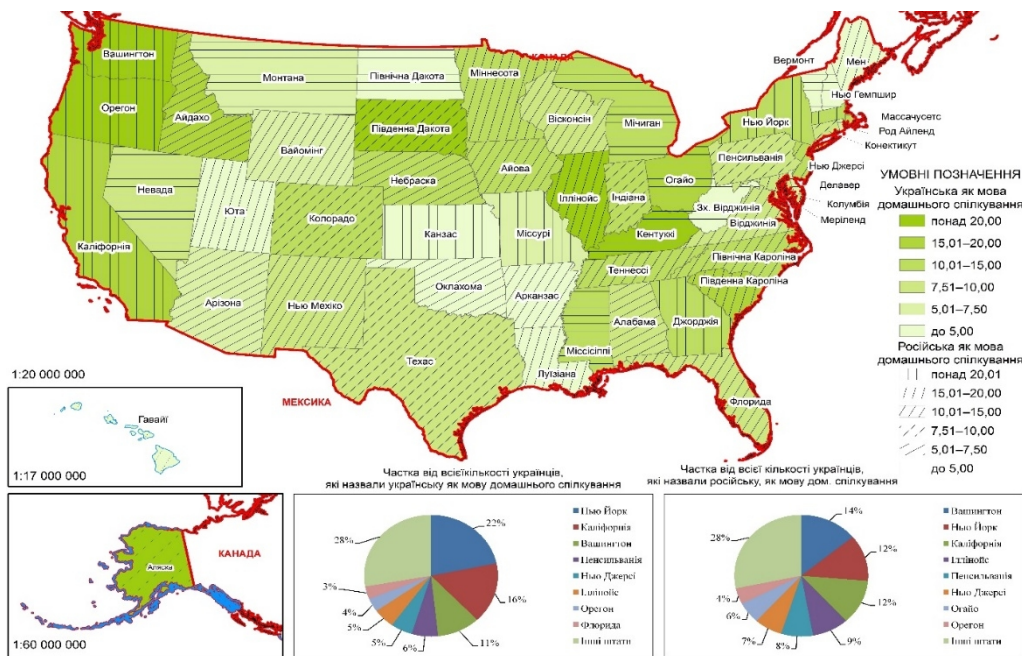


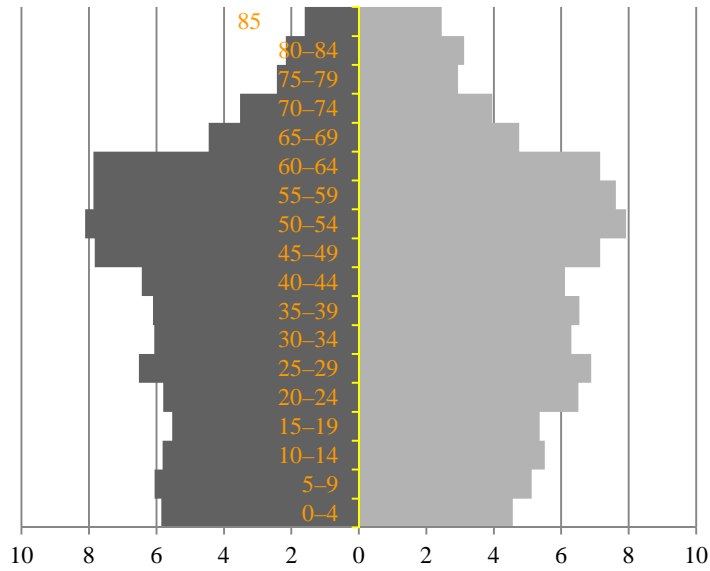
Fig. 7. Ethnolinguistic conformity of Ukrainians in the USA according to the results of the 2010 census

70–79 80 – 10,66 11 %, 6,38 4,65 %, 2000 .

48 708

1988–2010 ., 25–44 45–64 – 36,4 25,6 %, ( . . 8).

404 947 69,5 % , 30,5 % – (68,1 %) – , , 75,9 % – 55,8 % . “ ” – 46 %, [14]. , – 54



. 8.

2010 .

Fig. 8. Sex and age structure of Ukrainians in the USA according to the results of the 2010 census

1945 .-  
3,74 %,  
-0,3 %.

“ ”

1. . . . . , 1995. 342 .
2. . . . . , 1980–1990 // . 1993. 4. . 20–30.
3. . . . . - // . . . . . : , 23–25
4. 2010 . . . . . , 2010. . 175–180. // . . . . . : . . . . . , 23–25
5. 2010 . . . . . , 2010. . 171–174. . . . . , 2008. 232 .
6. . . . . 1991. 8. . 64–74. // . . . . . , 1993. 143 .
7. . . . . / . . . . . , . . . . . , . . . . .
8. : . . . . . , 1991. 352 . . . . . . 20-
9. VIII –1989 : . . . . . , 2006. 658 .
10. . . . . : . . . . . 1919–1939 . . . . . - , 2003. 416 .
11. . “ ” : . . . . . // . . . . . : . . . . . , 23–25
12. 2010 . . . . . , 2010. . 65–75. . . . . : . . . . . , 2010. 247 .
13. . . . . : . . . . . , 1999. 352 .
14. [ . . . . . ]. URL: [www.inform-decisions.com/ukrstat](http://www.inform-decisions.com/ukrstat).
15. *Lencyk-Pawliczko A.* Ukraine and Ukrainians throughout the World: a demographic and sociological guide to the homeland and its diaspora. Toronto : University of Toronto Press, 1994. 509 p.
16. *Markus V.* Ukrainians in the United States // Ukraine. A Consise Encyclopedia. Toronto, 1971. 1300 p.
17. Statistics Canada [Electronic resource]. URL: <http://www.ssc.ca>.

18. United States Census Bureau [Electronic resource]. URL: <http://www.census.gov>.
19. Wolowyna O. Some consequences of the new wave immigration from Ukraine for the Ukrainian diaspora in the United States // *Українська діаспора: культурологічні аспекти*, 2010. № 1. С. 23–25.

## REFERENCES

1. Bachynskiy, Y. (1995). *Ukrainian immigration in the United States of America*. Kyiv, 342 p. (in Ukrainian).
2. Wolowyna, O. (1993). Ukrainians census data analyses in the USA, 1980–1990. *Ukrainian diaspora*, 4, 20–30 (in Ukrainian).
3. Wolowyna, O. (2010). Taras Shevchenko Scientific Community in New York claimed creation of research center to study of Ukrainian diaspora in the USA. Proceedings from *Diaspora as a factor of statement Ukraine in international society: modern dimension, projection in future* (p. 175–180). Lviv: Publishing house of Lviv Polytechnic University (in Ukrainian).
4. Wolowyna O. (2010). New possibilities for study the Ukrainian diaspora in the USA. Proceedings from *Diaspora as a factor of statement Ukraine in international society: modern dimension, projection in future* (p. 171–174). Lviv: Publishing house of Lviv Polytechnic University (in Ukrainian).
5. Dnistrianskyi, M. S. (2008). *Ethnogeography of Ukraine*. Lviv: Lviv University Pub., 232 p. (in Ukrainian).
6. Evtukh, V. B. (1991). Ukrainian Canadians: problems of social-demographic integration. *Ukrainian historical journal*, 8, 64–74 (in Ukrainian).
7. Evtukh, V. B. (1993). *Ukrainians in Canada*. Kyiv: Budivelnyk, 143 p. (in Ukrainian).
8. Lazebnyk, S., Leschenko, L., Makar, Y., & others (Eds.). (1991). *Ukrainians abroad*. Kyiv: Ukraine, 352 p. (in Ukrainian).
9. Kabuzan, V. M. (2006). *Ukrainians in the world: dynamics of number and resettlement (20<sup>th</sup> years of VIII century – 1989: creation of ethnic and political borders of Ukrainian ethnos)*. Moscow: Science, 658 p. (in Russian).
10. Kacharaba, S. (2003). *Emigration from western Ukraine in 1919–1939*. Lviv: Lviv University Pub., 416 p. (in Ukrainian).
11. Lopuph, V. (2010). “New wave” emigration to the USA: social-economic aspects. Proceedings from *Diaspora as a factor of statement Ukraine in international society: modern dimension, projection in future* (p. 65–75). Lviv: Publishing house of Lviv Polytechnic University (in Ukrainian).
12. Merfi, N. (2010). *Ukrainians in the USA: care of national and cultural traditions*. Donetsk: Knowledge, 247 p. (in Ukrainian).
13. Troschynskiy, V. P. (1999). *Ukrainians in the world*. Kyiv: Alternatyvy, 352 p. (in Ukrainian).
14. Center of studying of Ukrainian diaspora at Taras Shevchenko Scientific Community in the USA. Retrieved from [www.inform-decisions.com/ukrstat](http://www.inform-decisions.com/ukrstat).

15. Lencyk-Pawliczko, A. (1994). *Ukraine and Ukrainians throughout the World: a demographic and sociological guide to the homeland and its diaspora*. Toronto: University of Toronto Press, 509 p.
16. Markus, V. (1971). Ukrainians in the United States. *Ukraine. A Consise Encyclopedia*. Toronto, 1300 p.
17. *Statistics Canada*. Retrieved from <http://www.ssc.ca>.
18. *United States Census Bureau*. Retrieved from: <http://www.census.gov>.
19. Wolowyna, O. (2010). Some consequences of the new wave immigration from Ukraine for the Ukrainian diaspora in the United States Proceedings from *Diaspora as a factor of statement Ukraine in international society: modern dimension, projection in future* (p. 56–66). Lviv: Publishing house of Lviv Polytechnic University (in Ukrainian).

: 04.04.2017  
24.01.2018  
06.02.2018

## MODERN UKRAINIAN DIASPORA IN CANADA AND THE USA

**Andrii Zubyk**

*Ivan Franko National University of Lviv,  
P. Doroshenko St., 41, UA – 79007 Lviv, Ukraine,  
e-mail: andriyzubyk88@gmail.com*

The current state of the Ukrainian diaspora, which is living in Canada and the United States, is analysed in this article. The Ukrainian diaspora in these countries has more than a century history. It is the second (Canada) and the third (the USA), after the Russian Federation in the world by the number of Ukrainians. More than a third of the total number of Ukrainians outside of our country is overall living in Canada and the United States.

The results of the census conducted in these countries, including their ethnocultural component, ethnicity, country of origin, native language and the language usually spoken at home were information basis of the study. In accordance with the results of the census, which reflect the resettlement and ethnolinguistic conformity of the Ukrainian diaspora, the author maps in the environment of program ArcMap are created. The Ukrainian diaspora resettlement in terms of provinces (Canada) and states (the USA) is analysed in the article. As a result of the late XX–early XXI century census, changes in its settlement is also revealed. It was found that Canadian Ukrainian diaspora lives mainly in the provinces, where Ukrainian emigration had begun. In the US, with the appearance of the fourth “wave” of Ukrainian emigration its resettlement has changed: unlike the early twentieth century when Ukrainians mostly arrived in Pennsylvania, New York and Ohio at present Ukrainians prefer emigration to the states of Washington, Oregon and California.

The study found that the Ukrainian diaspora in these countries, despite the preservation of their ethnic origin, undergo significant linguistic assimilation. According to census found that in Canada and the USA minor ethnolinguistic conformity of the Ukrainian diaspora. The territorial regularity in ethnolinguistic conformity of Ukrainian diaspora: the smaller in number Ukrainian diaspora, the higher ethnolinguistic conformity are traced.

*Key words:* Ukrainian diaspora, assimilation, ethno-linguistic conformity, immigration, settlement, native language.